

Integrated hydraulic lifting system. Very heavy dies can easily be maneuvered back and forwards or in all directions with ball type.

FUNCTION HYDRAULIC DIE ROLLER

- For TRANSPORT of dies in and out the press
- Easy mounting in the T-slots of the press table
- Customized according to your specifications
- High Tech - low costs

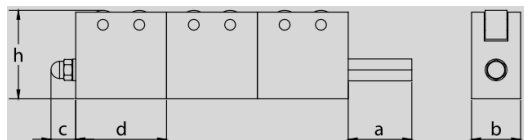
DIE ROLLER MODELS

- HLR - Hydraulic with rollers
- HLK - Hydraulic with balls



HLR (Roller)

Type	Lifting force / unit	T-slot (mm)	a	b	c	d	h
HLR 18	2 000 N/200 bar	18	35	17	13	40	29,5 – 31
HLR 22	4 000 N/200 bar	22	35	21	16	40	37,5 – 40
HLR 28	6 000 N/200 bar	28	35	27	16	50	47,0 – 49,5
HLR 36	10 000 N/200 bar	36	35	35	16	90	60,5 - 63

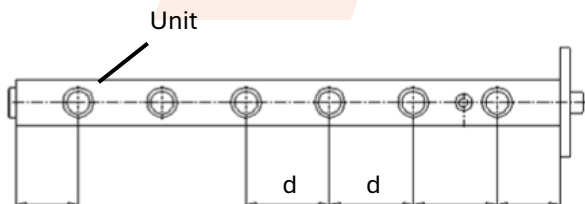
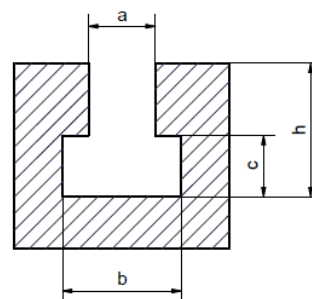
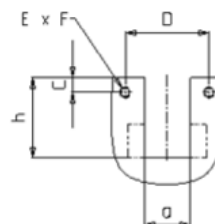


HLK (Ball)

Type	Lifting force / unit	T-slot (mm)	b	c	d	h	Min length
HLK 18	790 N/100 bar	18	17	3,5	30	30	105
HLK 22	1 100 N/100 bar	22	21	3,5	40	40	140
HLK 28	1 500 N/100 bar	28	27	3,5	45	48	155
HLK 36	7 500 N/100 bar	36	35	3,5	50	61	170

Fastening plate (Screw M5x12)

C	D	E	F	a	h
5,0	36	M5	8,0	18	30,0



For inquiry or order

- Specify max. die weight (W)
- Specify total roller length (L)
- Measure your T-slot (a, b, c, h)

NOTE! To avoid any damage from rollers or balls on the bottomside, the hardness of the die/adapterplate should be at least HRC58.

Type	T-slot (mm)	W (kgs)	L (mm)	a (mm)	b (mm)	c (mm)	h (mm)

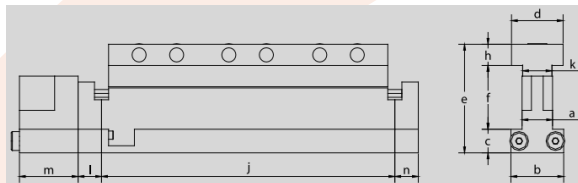
Integrated hydraulic lifting and clamping system for guiding, rolling and clamping

HYDRAULIC TWIN T-ledge HSR

- For TRANSPORT of dies in and out of the press
- Easy mounting in the T-slots of the press table
- Positioning and clamping the die with even force across the entire lower die

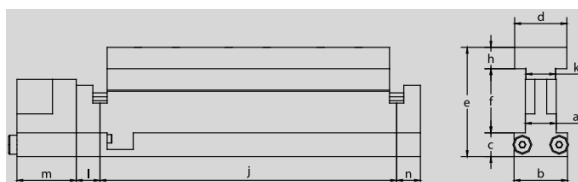
HYDRAULIC TWIN T-ledge HS

- For guiding and clamping the die. Mainly used for the ram



HSR (Roller)

Type	Clamping force/pc	Lifting force / pc	a	b	c	d	e	f	h	j	k	l	m	n
HSR 22	23 kN/200 bar	32 kN/200 bar	21	36	15,5	35	73 - 79	42 - 48	15,5	250	20	20	50	35
HSR 28	31 kN/200 bar	44 kN/200 bar	27	45	19,5	44	92 - 98	53 - 59	19,5	250	26	20	50	35
HSR 1"	31 kN/200 bar	44 kN/200 bar	26,3	42	20	40	84,8 - 90,5	41,5 - 47,3	23,3	250	24	20	50	35



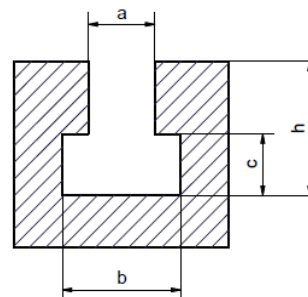
HS (Roller)

Type	Clamping force/pc	Lifting force / pc	a	b	c	d	e	f	h	j	k	l	m	n
HS 22	23 kN/200 bar	32 kN/200 bar	21	36	15,5	35	73 - 79	42 - 48	15,5	250	20	20	50	35
HS 28	31 kN/200 bar	44 kN/200 bar	27	45	19,5	44	92 - 98	53 - 59	19,5	250	26	20	50	35
HS1"	31 kN/200 bar	44 kN/200 bar	26,3	42	20	40	84,8 - 90,5	41,5 - 47,3	23,3	250	24	20	50	35

NOTE! To avoid any damage from rollers or balls on the bottomside, the hardness of the die/adapterplate should be at least HRC58.

For inquiry or order

- Specify max. die weight (W)
- Specify total roller length (L)
- Measure your T-slot (a, b, c, h)



Type	T-slot (mm)	W (kgs)	L (mm)	a (mm)	b (mm)	c (mm)	h (mm)