


PARALLEL LIFTING DEVICE

Non-canted lifting
of die tops, even
with extremely
unequal weight
distribution of
damaged columns.



AGAB Pressautomation AB

Svanhalsgatan 17

256 57 Helsingborg, Sweden



Tel. +46 (0)42 325 830

Fax +46 (0)42 325 831

<http://www.agab.se>

Parallel Lifting Device

The parallel lifting device replaces sledge hammer and crowbar, saves working time and protects die guides.



Function:

The four lifting cylinders are hydraulically controlled for exact parallel motion. Unequal cylinder loads (for instance by uneven weight distribution or friction) do not cause a noticeable stroke discrepancy.

Unequal distances between the die top and the base are equalized with adjustment screws. Longer separating strokes then the actual cylinder stroke allows are achieved by repeated lifting and supporting action.

Scope of supply:

- Transportation carriage
- Hydraulic unit
- Control unit for parallel motion
- Spring loaded hose reels
- Four lifting cylinders with flexible hoses
- Electric control with hand set – “Inching” circuit for UP and DOWN motion
- Optional: Stroke extension kit

Standard Types

Type	PGHC	PGHC	PGHC	PGHC	PGHC
	10/50	10/75	10/100	30/75	40/75
A	99	124	149	149	149
B	140	140	140	153	173
C	Ø 85	Ø 85	Ø 85	Ø 105	Ø 125
D ₁	Ø 40	Ø 40	Ø 40	Ø 55	Ø 60
D ₂	M 24 x 3	M 24 x 3	M 24 x 3	Tr 38 x 4	Tr 38 x 4
H Stroke	50	75	100	75	75
V Adjustment	50	65	65	70	70
D ₃	80	80	80	95	95
K/Kmax	41/82	66/132	91/182	66/132	66/132
Z/Zmax	45/90	70/140	95/190	70/140	70/140
No. of Cylinders	4			4	
Lifting Force kN	4 x 25 100	4 x 25 100	4 x 25 100	4 x 75 300	4 x 100 400
Power Rating kW	1.1			2.2	
Operating Voltage	400 V, 50 Hz Other voltages on request				
Hose Length Mm	4000			7000	
Total Weight Kg	340	360	380	425	450
Weight/Cylinder Kg	ca 4,5	ca 5,5	ca 6,5	ca 9	ca 13,5

A Lifting cylinder with adjustment screw

B Lifting cylinder with extension kit

